

How to use the Sporttraxx FIA/22 Rally Tracker

Collection of mounting kit

The mounting kit and the installation instructions will be provided at scrutineering. The competitor must install the cradle before the technical scrutineering, strictly following the provided instructions. There is no need for any power supply cable nor installation of antennas.

Do not hesitate in contacting Sporttraxx for any question.

Tracker delivery

The tracker will be installed in the rally car by a Sporttraxx technician before the first time control. In case the installation of the cradle is not respecting the provided guidelines and the location of the tracker is technically not suitable for its correct functioning, the Sporttraxx technician will inform the competitor who will have to follow the given prescriptions.





Tracker always ON

The tracker will be provided in ON status. Any attempt of turning it OFF or tampering with the device, is transmitted to Race control, logged in the tracker and will be reported to the Stewards.

The internal batteries will last for the duration of the race.





On special stage

Crash or Stop

- | | | |
|----------------|---|---|
| Press and hold |  | till beep in case urgent medical intervention is needed |
| Press and hold |  | till beep in case of fire on board |
| Press and hold |  | till beep to report a dangerous situation or a road block |
| Press and hold |  | till beep to report you are OK and do not need any special assistance |

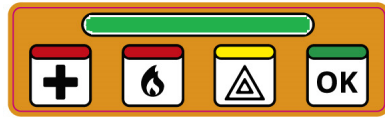
Multiple information

You can send more than one message, in a sequence based on importance. Examples:

- You stopped, you send  but also  as your car is an obstacle for the following competitors
- You crashed, you need medical help  and you have also a fire problem 

Acknowledgement

Few seconds after the transmission of a message, and the green LED bar confirm the message has been received in race control.




Missing this acknowledgement, please repeat again the procedure.

Red Flag

The flashing red LED bar + buzzer sound is signalling a RED FLAG instruction from Race Control.




Press and hold the  button to quit the warning and to acknowledge its reception. Behave accordingly.

On road sections


Call back

The flashing green led bar are asking you to call Race Control using your phone, for important information.

Press and hold the  button to quit the request and to acknowledge its reception to Race Control.

Note:

The  button can have different meanings depending on the regulations of each event.

Usually the  button must be pressed within 1 minute from a stop in SS. That may vary. Please check the rules of your event.

